

# Murshidabad Adarsha Mahavidyalaya

Ph: 03481-236327

E-mail: mam236327@gmail.com

www.murshidabadadarshamahavidyalaya.in



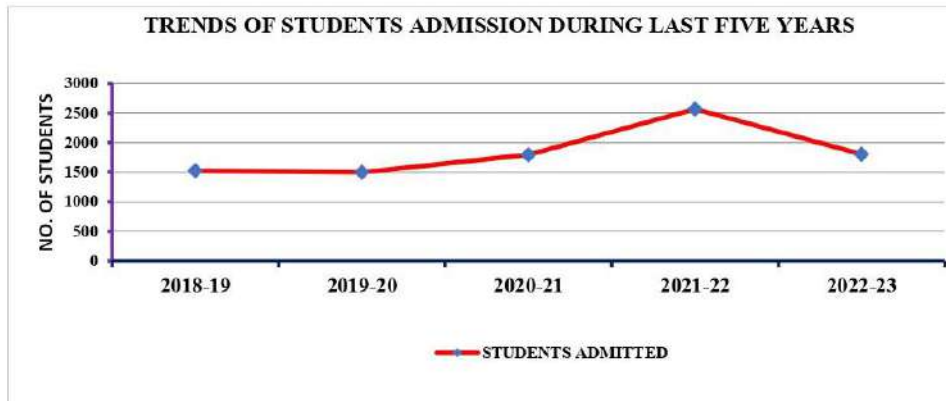
Islampur  
Murshidabad  
Pin- 742304 (W.B.)

Memo No: MAM / /

Date: \_\_\_/\_\_\_/\_\_\_

## DETAILS OF STUDENTS ADMITTED IN THE COLLEGE DURING LAST FIVE ACADEMIC YEARS 2018-23

Academic years	2018-19	2019-20	2020-21	2021-22	2022-23
Total	1525	1498	1794	2568	1803



The above data shows that, students admitted in the various courses in last five years. In 2018-19 academic years total 1525 students were admitted in the college. In 2019-20 academic years, a slide decline in student admission is recorded with regard with to the 2018-19 academic sessions. After 2019-20, a significant improvement is recorded in respect of student admission, and it is continuously improved till 2021-22 academic year. After 2021-22 academic years, a slide decline in student's admission is observed in academic session of 2022-23. A different picture is witnessing during 2019-20; a minor falls in student admission due to COVID 19 outbreak, after COVID 19, a significant improvement is recorded in student admission during academic session 2020-21 to 2021-22. With respect to 2018-19, about 1.77 percent decline in student enrolment recorded in 2019-20 academic session. On the other, nearly twenty percent improvement in student enrolment is recorded in 2020-21 regarding 2019-20 academic sessions. Further, about 41.47 sharp improvements are recorded in 2021-22 academic session with respect to previous academic session. Furthermore, after academic session 2021-22, a significant decline in student's enrolment is recorded during academic session 2022-23.

*Indra Kumar Mishra*

Principal  
Murshidabad Adarsha Mahavidyalaya  
P.O.-Islampur, Dist.-Murshidabad  
West Bengal

# Murshidabad Adarsha Mahavidyalaya

Ph: 03481-236327

E-mail: mam236327@gmail.com

www.murshidabadadarshamahavidyalaya.in



Islampur

Murshidabad

Pin- 742304 (W.B.)

Memo No: MAM / /

Date: \_\_\_/\_\_\_/\_\_\_

## CATEGORY WISE SHARE OF STUDENTS DURING 2018-19 TO 2022-23

### CATEGORY WISE SHARE OF STUDENTS DURING 2018-19

CATEGORIES	NUMBER OF STUDENTS	SHARE IN PERCENTAGE
GENERAL	1578	66.83
OBC	650	27.53
SC	131	5.54
ST	02	0.08
TOTAL	2361	100

### CATEGORY WISE SHARE OF STUDENTS DURING 2019-20

CATEGORIES	NUMBER OF STUDENTS	SHARE IN PERCENTAGE
GENERAL	1667	67.29
OBC	701	28.30
SC	106	4.27
ST	03	0.12
TOTAL	2477	100

### CATEGORY WISE SHARE OF STUDENTS DURING 2020-21

CATEGORIES	NUMBER OF STUDENTS	SHARE IN PERCENTAGE
GENERAL	2172	69.41
OBC	805	25.72
SC	149	4.76
ST	03	0.09
TOTAL	3129	100

### CATEGORY WISE SHARE OF STUDENTS DURING 2021-22

CATEGORIES	NUMBER OF STUDENTS	SHARE IN PERCENTAGE
GENERAL	3138	71.31
OBC	1005	22.84
SC	251	5.70
ST	06	0.13
TOTAL	4400	100

### CATEGORY WISE SHARE OF STUDENTS DURING 2022-23

CATEGORIES	NUMBER OF STUDENTS	SHARE IN PERCENTAGE
GENERAL	2953	70.30
OBC	980	23.33
SC	260	6.19
ST	07	0.16
TOTAL	4200	100

### Category- Wise Trends of Students Admitted in College during Last Five Years

Category	2018-19	2019-20	2020-21	2021-22	2022-23
GENERAL	66.83	67.29	69.41	71.31	70.30
OBC	27.53	28.30	25.72	22.84	23.33
SC	5.54	4.27	4.76	5.70	6.19
ST	0.08	0.12	0.09	0.13	0.16

*Indra Kumar Mishra*

Principal  
Murshidabad Adarsha Mahavidyalaya  
P.O.-Islampur, Dist.-Murshidabad  
West Bengal

# Murshidabad Adarsha Mahavidyalaya

Ph: 03481-236327

E-mail: mam236327@gmail.com

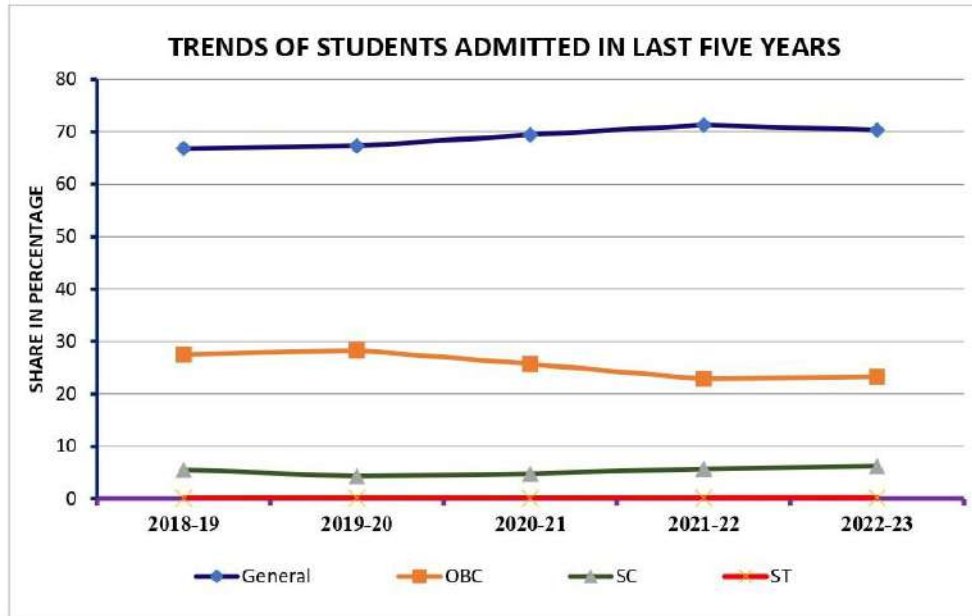
www.murshidabadadarshamahavidyalaya.in



Islampur  
Murshidabad  
Pin- 742304 (W.B.)

Memo No: MAM / /

Date: \_\_\_/\_\_\_/\_\_\_



The statistical record regarding student admission with to caste and categories, it is evidence that the college has followed the government of India reservation rules and regulation to complete the admission procedure. The documents related to admission show that, about 60 to 70 percent students admitted under General category. About 20 to 30 percent student's admission are completed under OBC category. Further, 5 to 7 percent student's admitted students are from SC category. As the area is minority dominated and share of ST population is insignificant, therefore participation or share of ST student is very in significant. Though, college always try it best to accommodate maximum number of SC and ST student as much as possible. Therefore, a steady improvement in SC and ST student admission is recorded after 2019-20 academic session. In 2018- 2019 academic year, the share of SC student was 5.54 percent regarding total student. Further, in 2018- 2019 academic year, the share of ST student was 0.08 percent regarding total student. Similarly, in 2019- 2020 academic year, the share of SC student was 4.27 percent regarding total student. Similarly, in 2019- 2020 academic year, the share of SC student was 0.12 percent regarding total student. Furthermore, during 2020-21 academic sessions, the share of SC student was 4.76 percent regarding total student. Similarly, during 2020-21 academic sessions, the share of ST student was 0.09 percent regarding total student. The share of SC student during 2022-23 has been recorded 6.19 percent.

*Indra kumar mistri*

Principal  
Murshidabad Adarsha Mahavidyalaya  
P.O.-Islampur, Dist.-Murshidabad  
West Bengal

# Murshidabad Adarsha Mahavidyalaya

Ph: 03481-236327

E-mail: mam236327@gmail.com

www.murshidabadadarshamahavidyalaya.in



Islampur

Murshidabad

Pin- 742304 (W.B.)

Memo No: MAM / /

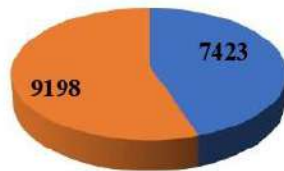
Date: \_\_\_/\_\_\_/\_\_\_

## SHARE OF MALE AND FEMALE STUDENTS IN LAST FIVE YEARS

### Male Female Ratio among the Students

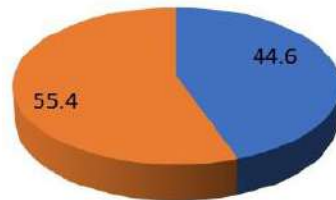
GROUP	MALE	FEMALE
GENERAL	5131	480
OBC	1813	13
SC	417	2328
ST	08	6377
TOTAL	7423	9198
SHARE IN PERCENT	44.60	55.33

MALE AND FEMALE STUDENT'S ENROLMENT DURING LAST FIVE YEARS



■ MALE ■ FEMALE

GENDER - WISE SHARE OF STUDENT'S ENROLMENT DURING LAST FIVE YEARS



■ MALE ■ FEMALE

The above data shows that, share of male and female students admitted in the various courses in last five academic years from 2018-19 to 2022-23. The share of female student's enrolment remains high in all five academic years. The share of female student's is about 55.33 percent, whereas the share of male student's is about 44.66 percent, which is about 10 percent lower than the female counterparts. Therefore, the data shows that female enrolment ratio in last five year higher than the male enrolment. This is also observed that this trend is continuing in 2023-24 also, and it may be due to the awareness in the society and the families about important of female education as well as government schemes for the girl's students.

*Indra kumar Mishra*

Principal  
Murshidabad Adarsha Mahavidyalaya  
P.O.-Islampur, Dist.-Murshidabad  
West Bengal

# Murshidabad Adarsha Mahavidyalaya

Ph: 03481-236327

E-mail: mam236327@gmail.com

www.murshidabadadarshamahavidyalaya.in



Islampur

Murshidabad

Pin- 742304 (W.B.)

Memo No: MAM / /

Date: \_\_\_/\_\_\_/\_\_\_

## SHARE OF MALE AND FEMALE STUDENTS IN LAST FIVE YEARS 2018-19 TO 2022-23

### MALE FEMALE RATIO AMONG THE GENERAL STUDENTS DURING 2108-19

GENDER	TOTAL	SHARE IN PERCENT
MALE	711	45.34
FEMALE	867	55.29

### MALE FEMALE RATIO AMONG THE GENERAL STUDENTS DURING 2019-20

GENDER	TOTAL	SHARE IN PERCENT
MALE	734	44.03
FEMALE	933	55.96

### MALE FEMALE RATIO AMONG THE GENERAL STUDENTS DURING 2020-21

GENDER	TOTAL	SHARE IN PERCENT
MALE	968	44.65
FEMALE	1204	55.35

### MALE FEMALE RATIO AMONG THE GENERAL STUDENTS DURING 2021-22

GENDER	TOTAL	SHARE IN PERCENT
MALE	1383	44.08
FEMALE	1755	55.92

### MALE FEMALE RATIO AMONG THE GENERAL STUDENTS DURING 2022-23

GENDER	TOTAL	SHARE IN PERCENT
MALE	1335	45.30
FEMALE	1618	54.79

The above data shows that, share of General category male and female students admitted in the various courses in last five years. In 2018-19 academic years the share of female student was 55.29 percent. In 2019-20 academic years, a slide improvement in female is recorded with regard with to the 2018-19 academic sessions. After 2019-20, a significant improvement is recorded in respect of female student admission, and it is continuously improved till 2021-22 academic year. After 2021-22 academic years, a slide decline in female student's admission is observed in academic session of 2022-23. Therefore, the data shows that female enrolment ratio in last five year higher than the male enrolment. This is also observed that this trend is continuing in 2023-24 and it may be due to the awareness among the family of the female students as well as government scheme for the girl's students.

*Indra kumar Mishra*

Principal  
Murshidabad Adarsha Mahavidyalaya  
P.O.-Islampur, Dist.-Murshidabad  
West Bengal

# Murshidabad Adarsha Mahavidyalaya

Ph: 03481-236327

E-mail: mam236327@gmail.com

www.murshidabadadarshamahavidyalaya.in



Islampur  
Murshidabad  
Pin- 742304 (W.B.)

Memo No: MAM / /

Date: \_\_\_/\_\_\_/\_\_\_

## SHARE OF MALE AND FEMALE STUDENTS IN LAST FIVE YEARS

### Male Female Ratio of OBC Students

#### MALE FEMALE RATIO AMONG THE OBC STUDENTS DURING 2018-19

GENDER	TOTAL	SHARE IN PERCENT
MALE	288	44.31
FEMALE	362	55.69

#### MALE FEMALE RATIO AMONG THE OBC STUDENTS DURING 2019-20

GENDER	TOTAL	SHARE IN PERCENT
MALE	305	43.58
FEMALE	395	56.42

#### MALE FEMALE RATIO AMONG THE OBC STUDENTS DURING 2020-21

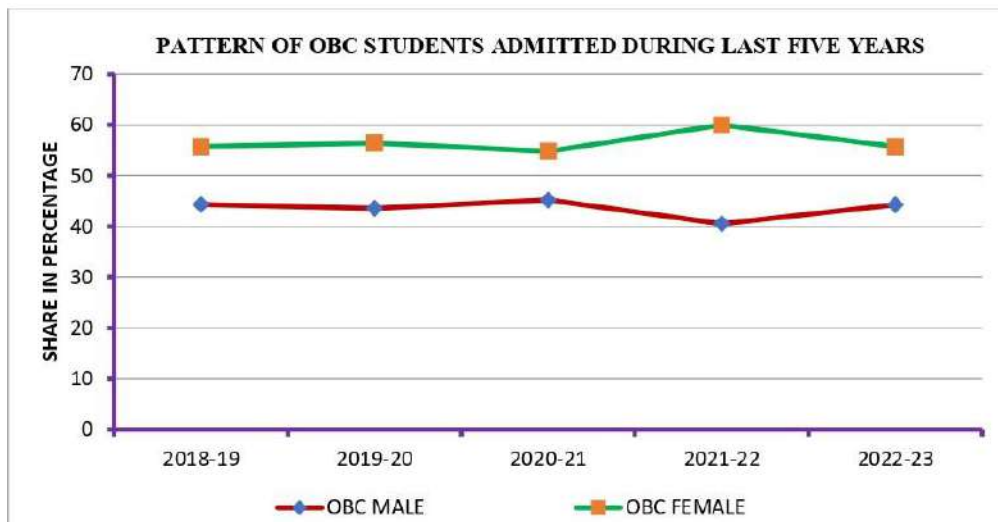
GENDER	TOTAL	SHARE IN PERCENT
MALE	364	45.22
FEMALE	441	54.78

#### MALE FEMALE RATIO AMONG THE OBC STUDENTS DURING 2021-22

GENDER	TOTAL	SHARE IN PERCENT
MALE	422	40.52
FEMALE	583	59.48

#### MALE FEMALE RATIO AMONG THE OBC STUDENTS DURING 2022-23

GENDER	TOTAL	SHARE IN PERCENT
MALE	434	44.29
FEMALE	546	55.71



*Indra Kumar Mishra*

Principal  
Murshidabad Adarsha Mahavidyalaya  
P.O.-Islampur, Dist.-Murshidabad  
West Bengal

# Murshidabad Adarsha Mahavidyalaya

Ph: 03481-236327

E-mail: mam236327@gmail.com

www.murshidabadadarshamahavidyalaya.in



Islampur  
Murshidabad  
Pin- 742304 (W.B.)

Memo No: MAM / /

Date: \_\_\_/\_\_\_/\_\_\_

The above data shows that, share of OBC category male and female students admitted in the various courses in last five years. In 2018-19 academic years the share of female OBC student was 55.69 percent. In 2019-20 academic years, a slide improvement in female OBC is recorded with regard with to the 2018-19 academic sessions. After 2019-20, a slide decline is recorded in respect of OBC female student admission, though it is higher than its counterpart male OBC share. After 2021-22 academic years, a slide improvement has recorded in female OBC student's admission. Therefore, the data shows that in last five year, OBC female enrolment ratio remains higher than the male enrolment. This is also observed that this trend is continuing in 2023-24 and it may be due to the awareness among the families of the female students as well as government scheme for the girl's students.

## SHARE OF MALE AND FEMALE STUDENTS IN LAST FIVE YEARS

### Male Female Ratio of SC Students

#### MALE FEMALE RATIO AMONG THE SC STUDENTS DURING 2018-19

GENDER	TOTAL	SHARE IN PERCENT
MALE	70	53.43
FEMALE	61	46.56

#### MALE FEMALE RATIO AMONG THE SC STUDENTS DURING 2019-20

GENDER	TOTAL	SHARE IN PERCENT
MALE	43	40.56
FEMALE	63	59.44

#### MALE FEMALE RATIO AMONG THE SC STUDENTS DURING 2020-21

GENDER	TOTAL	SHARE IN PERCENT
MALE	74	46.54
FEMALE	75	53.46

#### MALE FEMALE RATIO AMONG THE SC STUDENTS DURING 2021-22

GENDER	TOTAL	SHARE IN PERCENT
MALE	117	46.61
FEMALE	134	53.39

#### MALE FEMALE RATIO AMONG THE SC STUDENTS DURING 2022-23

GENDER	TOTAL	SHARE IN PERCENT
MALE	113	43.46
FEMALE	147	56.54

*Indra Kumar Mishra*

Principal  
Murshidabad Adarsha Mahavidyalaya  
P.O.-Islampur, Dist.-Murshidabad  
West Bengal

# Murshidabad Adarsha Mahavidyalaya

Ph: 03481-236327

E-mail: mam236327@gmail.com

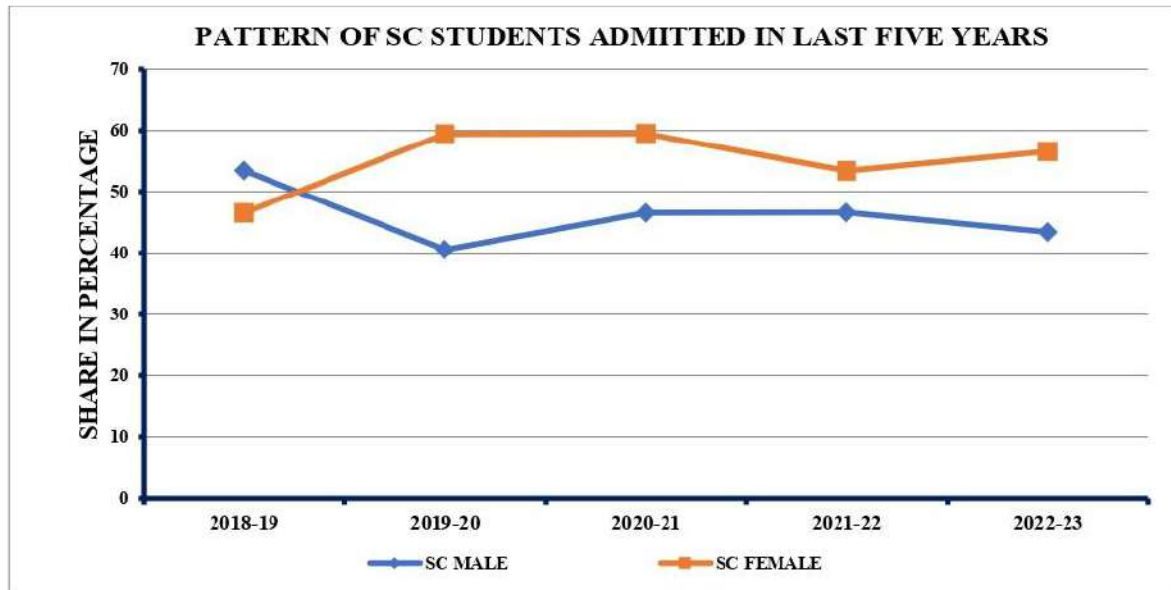
www.murshidabadadarshamahavidyalaya.in



Islampur  
Murshidabad  
Pin- 742304 (W.B.)

Memo No: MAM / /

Date: \_\_\_/\_\_\_/\_\_\_



The above data shows that, share of SC category male and female students admitted in the various courses in last five years. In 2018-19 academic years the share of female SC student was 46.56 percent, which is nearly 8 percent lower than their male counterpart. In 2019-20 academic sessions, the scenario has been dramatically changed in case of SC female enrolment regarding male SC enrolment. About 19 percent higher enrolment recorded in case of female student regarding male. Further, this trend is continuing till date. After 2021-22 academic sessions, a slide improvement has recorded in case male SC student's enrolment regarding two previous year enrolment ratio. Therefore, the data shows that in last five year, SC female enrolment ratio remains higher than the male enrolment, apart from 2018-19 academic year. This is also observed that, after 2018-19 academic sessions, trend of female SC enrolment is continuously improving till 2023-24. This may be due to the awareness among the SC communities and families of the female students as well as government welfare scheme for the girl's students.

*Indra Kumar Mishra*

Principal  
Murshidabad Adarsha Mahavidyalaya  
P.O.-Islampur, Dist.-Murshidabad  
West Bengal



# Murshidabad Adarsha Mahavidyalaya

Ph: 03481-236327

E-mail: mam236327@gmail.com

www.murshidabadadarshamahavidyalaya.in



Islampur  
Murshidabad  
Pin- 742304 (W.B.)

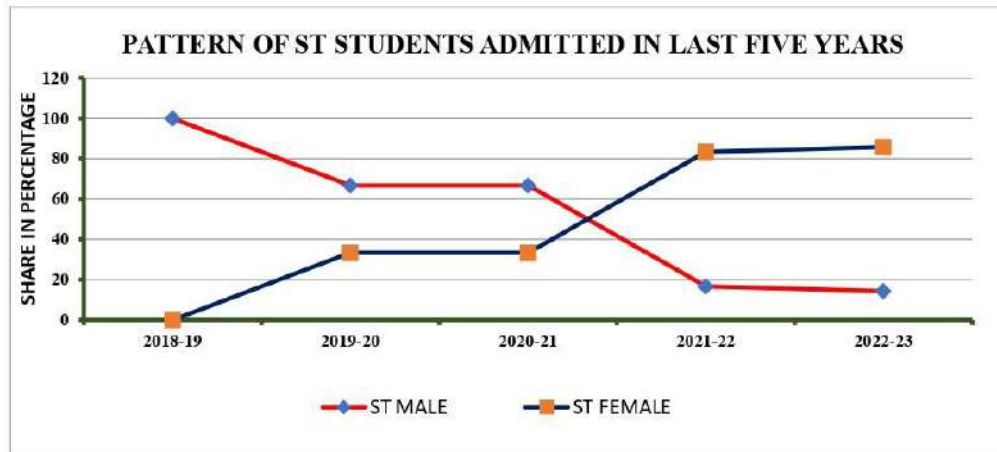
Memo No: MAM / /

Date: \_\_\_/\_\_\_/\_\_\_

## SHARE OF MALE AND FEMALE STUDENTS IN LAST FIVE YEARS

### Male Female Ratio of ST Students

ACADEMIC YEAR	GENDER		TOTAL	SHARE IN PERCENTAGE
2018-19	MALE	2	2	100
	FEMALE	0		00
2019-20	MALE	2	3	66.66
	FEMALE	1		33.33
2020-21	MALE	2	3	66.66
	FEMALE	1		33.33
2021-22	MALE	1	6	16.66
	FEMALE	5		83.30
2022-23	MALE	1	7	14.28
	FEMALE	6		85.72



The above data shows that, share of ST category male and female students admitted in the various courses in last five years. It shows that till 2020-21 academic years the share of female ST student was significantly lower than the share of ST male counterpart. In 2018-19 academic sessions, the share of ST male enrolment was 100 percent. In 2019-20 academic years, the share of ST male dropped 33.33 percent whereas share of female ST student's enrolment increases by 33.33 percent. Here it is important to note that the scenario has been drastically changed in case of ST female enrolment regarding male ST enrolment 2020-21 academic years. In 2020-21, academic year female enrolment goes to 83.30 percent, which is fivefold higher than male enrolment and the trend is continuing till 2023-24. This may be due to the awareness among the ST communities regarding girl's education.

*Indra Kumar Mishra*

Principal  
Murshidabad Adarsha Mahavidyalaya  
P.O.-Islampur, Dist.-Murshidabad  
West Bengal